

Definite Purpose Controls Full Voltage Contactors

Section 4


CR453C

Compact
Single Phase
20A-40A


Standard Forms

Standard CR453C contactors feature hex screws with #2 Phillips/slotted heads on the 20-35FLA devices and box lugs on 40FLA forms. Each pole is supplied with four 1/4" quick connect terminals. Coils are provided with two 1/4" quick connect terminals.


For configurations not found below see page 4-5 for Factory Modified Forms.



25A-35A 1 pole



25A-35A
1 pole + shunt



40A 2 pole

CR453C Compact (1, 1 + shunt & 2 pole)

Inductive Amps	Resistive Amps	Locked Rotor Amps, 50/60 Hz @ 240/277V	Locked Rotor Amps, 50/60 Hz @ 480V	Locked Rotor Amps, 50/60 Hz @ 600V	No. of Poles	Product Number
20	30	120	100	80	1	CR453CA1*AA
20	30	120	100	80	1 + Shunt	CR453CA3*AA
20	30	120	100	80	2	CR453CA2*AA
25	35	150	125	100	1	CR453CB1*AA
25	35	150	125	100	1 + Shunt	CR453CB3*AA
25	35	150	125	100	2	CR453CB2*AA
30	40	180	150	120	1	CR453CC1*AA
30	40	180	150	120	1 + Shunt	CR453CC3*AA
30	40	180	150	120	2	CR453CC2*AA
35	50	180	150	120	1	CR453CD1*AA
35	50	180	150	120	1 + Shunt	CR453CD3*AA
35	50	210	175	140	2 ¹	CR453CD2*AA
40	50	240	200	160	2 ¹	CR453CE2*BB

¹Ratings shown are for single phase, 2-pole. See page 4-21 for single phase, 1-pole ratings.

(Replace * in product number with appropriate coil digit.)

Coil Selection

CR453C Compact Coil Selection

Coil Voltage		Product Number Digit
60 Hz	50 Hz	
24	24	H
110-120	110	A
208-240	208-220	B
277	—	F

